

Town of Ashland Tax Rate Guide

The following is a guide on how the town's property tax rate is set each year by the New Hampshire Department of Revenue Administration (DRA). Using 2016 as an example, the tax rate calculation has three main components:

1. Total appropriations

- a. An amount voted upon by the legislative body (SB2 vote). In 2016 this amount was \$6,732,287. (Note; total amount includes the utility departments budget)

2. Total estimated revenue

- a. Over the course of a calendar year the town receives revenue from various sources such as; motor vehicle registrations, permits, licenses, charges for services, and the state; for example, the meals and rooms tax. The total estimated revenues in 2016 was \$4,745,645 which includes user fees from utilities and unassigned fund balance to lower the rate.

3. Adjustments (Credits & Overlay)

- a. Two adjustments are added to the total tax effort.
 - i. War Service Credits for our veterans (\$28,000) and an overlay (\$20,552) which is an allowance for nonpayment of taxes.

Once the three components are determined the tax effort is calculated as such:

Total Appropriations	\$6,732,287
- Total Revenue	(\$4,665,645)
- Fund Balance Use	(\$80,000)
+ War Service Credits	\$28,000
+ Overlay	\$20,552
Amount Raised from Taxes (tax effort)	\$2,035,194

The amount raised from taxes is then divided by the town's total property valuation and multiplied by \$1,000 to determine the town's tax rate, note below:

$$(\text{Amount Raised} / \text{Total Property Valuation}) \times \$1,000$$

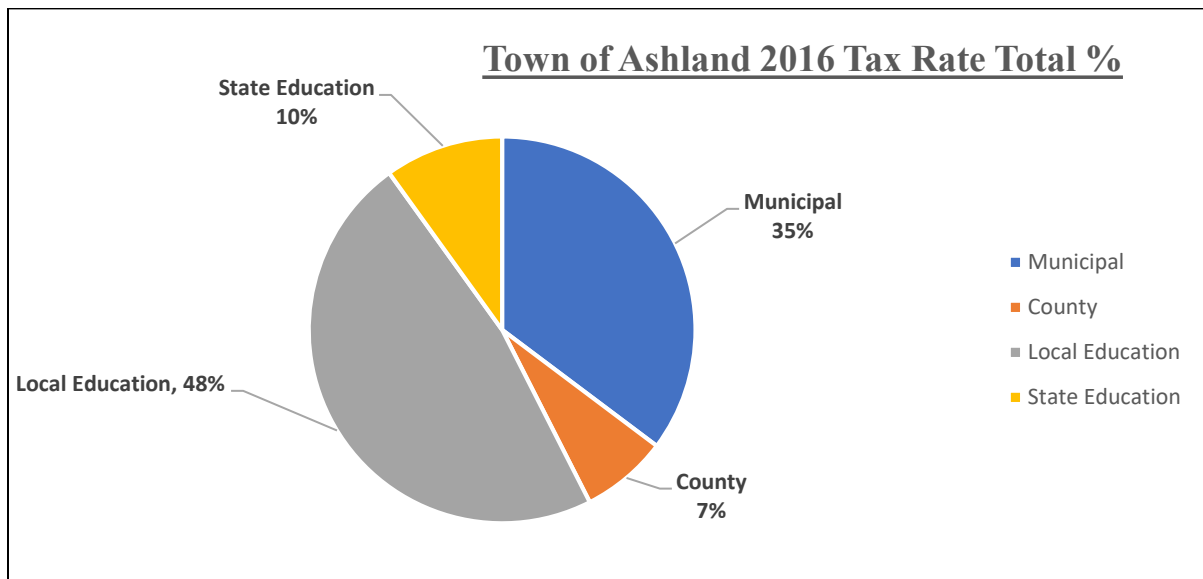
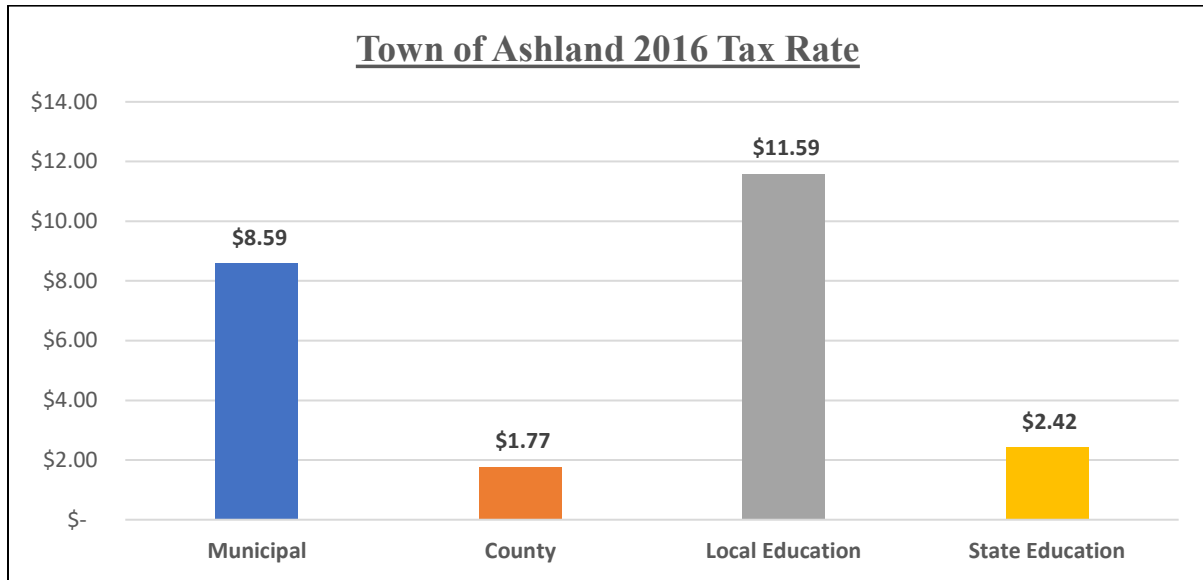
$$(\$2,035,194 / \$236,939,875) \times \$1,000 = \$8.59$$

Therefore in 2016, the town's portion of the total property tax rate was \$8.59. Below is a breakdown of the towns total tax rate:

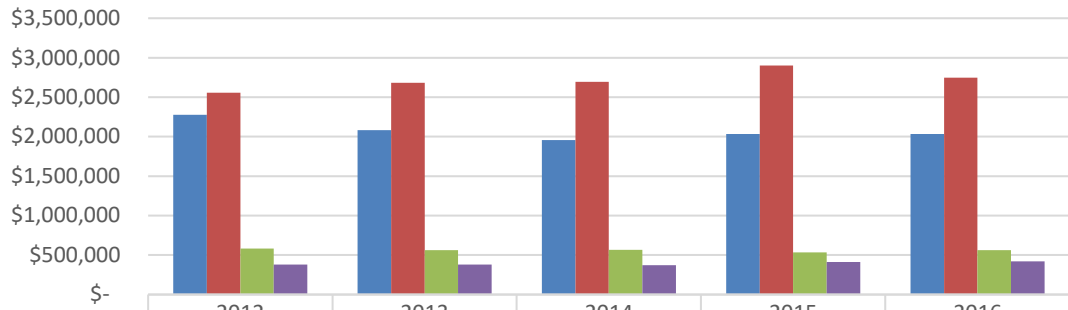
Jurisdiction	Tax Effort	Valuation	Tax Rate
Town	\$2,035,194	\$236,939,875	\$8.59
County	\$419,013	\$236,939,875	\$1.77
Local Education	\$2,745,704	\$236,939,875	\$11.59
State Education	\$562,071	\$231,880,519	\$2.42
Total	\$5,761,982		\$24.37

Note: the state does not include the valuation of utility poles to determine the state education tax rate

Below are a few charts and graphs that illustrate the current tax rate and a five year historical analysis on the town's tax rate, tax effort, total property valuation and revenues.

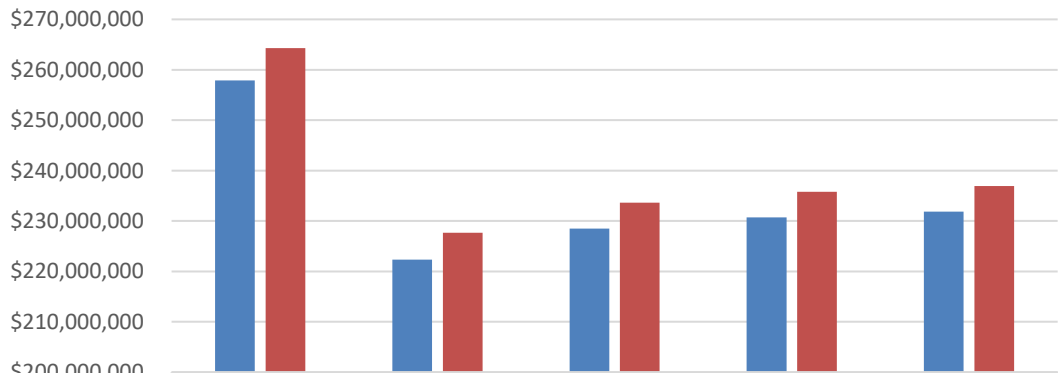


Town of Ashland Tax Effort



	2012	2013	2014	2015	2016
■ Town Tax Effort	\$2,275,203	\$2,082,138	\$1,957,797	\$2,031,791	\$2,035,194
■ School Tax Effort	\$2,557,395	\$2,681,556	\$2,693,571	\$2,899,193	\$2,745,704
■ State Education	\$584,452	\$561,182	\$565,901	\$533,564	\$562,071
■ County Tax Effort	\$378,015	\$381,181	\$370,712	\$411,618	\$419,013

Town of Ashland Total Property Valuation



	2012	2013	2014	2015	2016
■ Valuation no utilities	\$257,889,551	\$222,342,165	\$228,490,817	\$230,737,745	\$231,880,519
■ Valuation w/ utilities	\$264,315,381	\$227,688,265	\$233,658,667	\$235,797,101	\$236,939,875

